



13127 Chandler Drive
Dallas, Texas 75243
(972) 669-3390
(972) 644-8359 (Fax)


A SUCCESSFUL USER OF
OIL SPILL EATER II
ON WATER

Dear Environmental Manager:

Mr. Steve Fry at the Navy Fuel Farm, Pt. Loma, San Diego, California, has used Oil Spill Eater II for fuel spills both on land and water for over one year very effectively. Mr. Fry has reduced his cleanup cost on water spills from \$90.00 per gallon to \$12.00 per gallon using OSEII and only \$1.00 of the \$12.00 is the cost of OSEII.

We hope you will try Oil Spill Eater II. It works and is effective!

Sincerely,


O. A. (George) Lively
Real Admiral (RET)
President

OAL/MFK



13127 Chandler Drive
Dallas, Texas 75243
(972) 669-3390
(972) 644-8359 Fax
admirallively@msn.com

SUBJECT: Volunteer Groups (Homer Alaska)

SITE: Homer Alaska Beach that was contaminated by the Exxon Valdez

TEST: Performed by Bill Day

9/10/89 at 8 a.m.

Volunteers mixed 2 gallons of Alaskan sea water, 1 gallon tar balls, sticks heavily oiled and put 8 ozs of Oil Spill Eater in a 5 gallon bucket and let stand stirring every 12 hours exposed to temperature highs of 50° and lows of 30°f.

9/12/89 - Observations and Conclusions

Sky Blue's Oil Spill Eater is very effective in removing oil from sediments, rocks and organics. Sticks and debris has settled to the bottom of the bucket and is clean in appearance.

9/17/89

A final observation of bucket test shows that the heavily oiled pine needles sticks have settled to the bottom of the bucket and are free of detectable oil. They are no longer sticky to the touch. The water seems to be clean. There is no visible sheen in the bucket.

OVERALL CONCLUSIONS

I highly recommend further cleaning experimentation on rocks, cliffs, driftwood and sediments.

9/18/89

2 gallons of Oil Spill Eater was mixed with approximately 100 gallons of sea water pending ADEC approval for further testing.

9/19/89

Oil Spill Eater mixture was accidentally knocked over by a rock washing machine and mixture poured out onto the beach into the intertidal zone.

9/20/89

Oiled beach where OSE poured onto is free of detectable oil on the surface and subsurface with no detectable release of sheen on the water surface.

9/21/89

Oil Spill Eater was very effective in breaking the oil down and removing it from the beach with no apparent side affects.

9/22/89

Homer Volunteer group will ask ADEC to fund their clean up of their beaches with Oil Spill Eater.



13127 Chandler Drive
Dallas, Texas 75243
(972) 669-3390
(972) 644-8359 Fax
admirallively@msn.com

OSMI COMPANY - GALVESTON, TEXAS

DIESEL SPILL CLEAN UP

In August 1990, a yacht discharged approximately 50 gallons of diesel fuel into a yacht basin in Galveston Bay. The diesel slick was spreading rapidly and the owner did not have a solution.

OSMI Management happened to be present and had some "OIL SPILL EATER" II (OSE) with them. They quickly filled several hand sprayer bottles with OSE and bay water. Using small boats they quickly encircled the Diesel Sheen (which was then approximately 300 yards in length - and by spraying OSE around the diesel spill perimeter, OSMI Management then sprayed (covered) the entire spill.

The owner was amazed to see the Diesel Sheen disappear in a matter of minutes. Of course, the sheen disappeared in minutes but the actual bioremediation of the hydrocarbons took several hours.

Conclusion: "OIL SPILL EATER" II eliminated a hydrocarbon spill (diesel fuel) effectively and virtually immediately!.

Steven R. Pedigo
Chairman



13127 Chandler Drive
Dallas, Texas 75243

(972) 669-3390
(972) 644-8359 (Fax)

SUMMARY

DALLAS NAVAL AIR STATION

OIL SPILL


On January 18, 1995, due to very heavy rains, there was an overflow of 2,000 gallons of JP-4, JP-8 and motor oil behind Building #193 at NAS. The overflow went through a drain pipe on to a neighboring golf course.

NAS personnel began applying OIL SPILL EATER II (OSE) on January 19, 1995 at a 50 to 1 ratio with water, which they applied with hand held sprayers. Over a period of weeks, they applied 40 gallons of OSE and 2,000 gallons of water.

NAS personnel did not perform initial TPH sampling of the contaminated soil but knew from the amount of oil, odor and visual observation of it's severity.

The attached final soil sampling was performed in four (4) different areas using EPA methods 8020/5030 for BETX and 418.1 for total hydrocarbon count. In all four (4) sampling areas the BETX and total hydrocarbons were reduced well below state acceptance levels for contaminant soil of 100 ppm.

In addition, the grass where OSE was applied to the contaminated soil is now lush green!


G. A. Lively
Rear Admiral (ret)
President

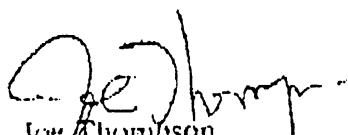
OAL/AJL

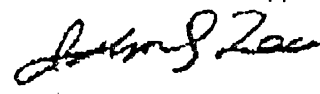
Report #	: 95-1626 01	Date Received	: 08/29/95
Sample ID	: 10928 S-9-1	BTEX Analysis Date	: 09/05/95
Project #	: 10928	TPH Extraction Date	: 08/31/95
Sample Matrix	: Soil	TPH Analysis Date	: 08/31/95
Depth Interval	: N/A		
Analyst	: JSL		

Compound	Results	Practical Quantitation Limit
Benzene	< 2 µg/Kg (ppb)	2 µg/Kg (ppb)
Toluene	< 2 µg/Kg (ppb)	2 µg/Kg (ppb)
Ethylbenzene	< 2 µg/Kg (ppb)	2 µg/Kg (ppb)
Total Xylenes	< 2 µg/Kg (ppb)	2 µg/Kg (ppb)
Total BTEX (Calculated)	* BPQL µg/Kg (ppb)	2 µg/Kg (ppb)
Total Petroleum Hydrocarbons	43 mg/Kg (ppm)	10 mg/Kg (ppm)

*Below Practical Quantitation Limits

Method: BTEX - EPA Method 8020A/5030 - SW-846
 TPH - EPA Method 418.1/3550 - SW-846


 Joe Thompson
 Director of Technical Services



 John S. Lee
 Analytical Chemist

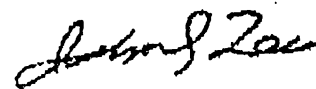
Report #	: 95-1626-02	Date Received	: 08/29/95
Sample ID	: 10928 S-9-2	BTEX Analysis Date	: 09/05/95
Project #	: 10928	TPH Extraction Date	: 08/31/95
Sample Matrix	: Soil	TPH Analysis Date	: 08/31/95
Depth Interval	: N/A		
Analyst	: JSI		

Compound	Results	Practical Quantitation Limit
Benzene	<2 µg/Kg (ppb)	2 µg/Kg (ppb)
Toluene	<2 µg/Kg (ppb)	2 µg/Kg (ppb)
Ethylbenzene	<2 µg/Kg (ppb)	2 µg/Kg (ppb)
Total Xylenes	<2 µg/Kg (ppb)	2 µg/Kg (ppb)
Total BTEX (Calculated)	* BPQL µg/Kg (ppb)	2 µg/Kg (ppb)
Total Petroleum Hydrocarbons	96 mg/Kg (ppm)	10 mg/Kg (ppm)

*Below Practical Quantitation Limits

Method: BTEX - EPA Method 8020A/5030 - SW-846
 TPH - EPA Method 418.1/3550 - SW-846


 Joe Thompson
 Director of Technical Services



 John S. Lee
 Analytical Chemist


Report #	: 95-1626-03	Date Received	: 08/29/95
Sample ID	: 10928 S-9-3	BTEX Analysis Date	: 09/05/95
Project #	: 10928	TPH Extraction Date	: 08/31/95
Sample Matrix	: Soil	TPH Analysis Date	: 08/31/95
Depth Interval	: N/A		
Analyst	: JSI		

Compound	Results	Practical Quantitation Limit
Benzene	<2 µg/Kg (ppb)	2 µg/Kg (ppb)
Toluene	3 µg/Kg (ppb)	2 µg/Kg (ppb)
Ethylbenzene	<2 µg/Kg (ppb)	2 µg/Kg (ppb)
Total Xylenes	2 µg/Kg (ppb)	2 µg/Kg (ppb)
Total BTEX (Calculated)	5 µg/Kg (ppb)	2 µg/Kg (ppb)
Total Petroleum Hydrocarbons	27 mg/Kg (ppm)	10 mg/Kg (ppm)

*Below Practical Quantitation Limits

Method: BTEX - EPA Method 8020A/5030 - SW-846
 TPH - EPA Method 418.1/3550 - SW-846


 Joe Thompson
 Director of Technical Services



John S. Lee
 Analytical Chemist


Report # : 95-1626-04
 Sample ID : 10928 S-9-4
 Project # : 10928
 Sample Matrix : Soil
 Depth Interval : N/A
 Analyst : JSL


Date Received : 08/29/95
 BTEX Analysis Date : 09/05/95
 TPH Extraction Date : 08/31/95
 TPH Analysis Date : 08/31/95

Compound	Results	Practical Quantitation Limit
Benzene	<2 µg/Kg (ppb)	2 µg/Kg (ppb)
Toluene	<2 µg/Kg (ppb)	2 µg/Kg (ppb)
Ethylbenzene	<2 µg/Kg (ppb)	2 µg/Kg (ppb)
Total Xylenes	<2 µg/Kg (ppb)	2 µg/Kg (ppb)
Total BTEX (Calculated)	* BPQL µg/Kg (ppb)	2 µg/Kg (ppb)
Total Petroleum Hydrocarbons	23 mg/Kg (ppm)	10 mg/Kg (ppm)

*Below Practical Quantitation Limits

Method: BTEX - EPA Method 8020A/5030 - SW-846
 TPH - EPA Method 418.1/3550 - SW-846


 Joe Thompson
 Director of Technical Services



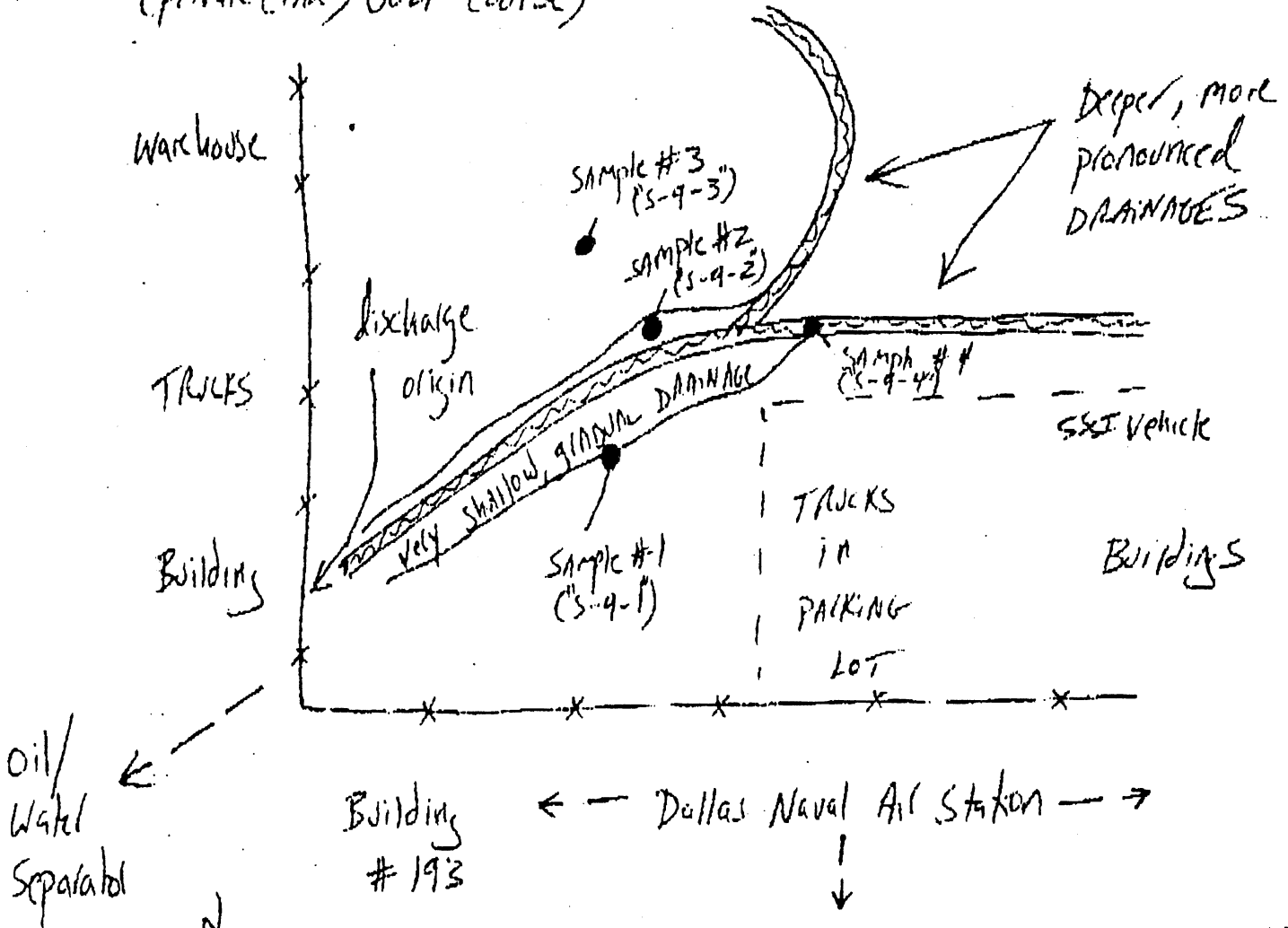
John S. Lee
 Analytical Chemist

DALLAS NAVAL AIR STATION Field NOTES

Outfall Behind Building #193 (Due to very heavy rainfall)

8/29/95
1:00 P.M.

(Private (ind.) GOLF course)



NOT TO SCALE

To estab. background

- Sample #1 - Top 4" in edge of drain. where may have
- Sample #2 - 1' to 2' deep from depression in drain.
- Sample #3 - Surface to 2' deep on hill away from
- Sample #4 - Surface to 1.5' deep in deep, wet drain

* Construction debris used as fill (reportedly) prevented further sampling.
Soil was a sandy loam w/ varying amounts of clay encountered.

SUCCESS STORY

24 August 1994

Lawrence M. Brennan, Jr.
3400 Forest Way Court
Arlington, TX 76017

*Mr. Brennan is a Retired
Commander. He was the
Environmental Manager
for the Naval Air Station
in Dallas, Texas.

O. A. (George) Lively
Oil Spill Eater International, Corp.
13127 Chandler Drive
Dallas, Texas 75230

Dear George:

I would like to take this opportunity to tell you how impressed I am with your "Oil Spill Eater II" (OSE II) petroleum product remediator.

Prior to my retirement from the U.S. Navy, I was the Environmental Officer at a large Reserve Naval Air Station. Our goal was to maintain Environmental Compliance and our workload was enormous. We never had to respond to a major petroleum spill but we were constantly being called to cleanup small petroleum product spills associated with aircraft maintenance and lax housekeeping practices. The most important task when responding to a spill was to prevent harmful contaminants from entering the drainage systems. We needed a product to help us to these incidents; that was easy and quick to apply; and was economical. The product was OIL SPILL EATER II.


My staff and I were skeptical when you first demonstrated OSE II, but it did work and on the light petroleum products associated with the aviation industry, ie. JP-5 aviation fuel, hydraulic fluids, and lubricants, it worked extremely well. On numerous occasions when hydraulic fluids would be released on the ramp during aircraft maintenance operations, application of OSE II would remove the oily texture of the spent fluids generally within an hour and the resulting waters would soon evaporate. When a contractor spilled diesel fuel on a parking lot during equipment refueling, our responders had to act quickly in rainy weather. We first erected booms at the storm drain discharges then sprayed the spreading film with OSE II. The spill was not large but was moving fast in the wet conditions. After cleaning the area with absorbent pads and vacuum we pulled and analyzed water samples from the adjacent storm drains. The resulting TPH analysis showed only slight traces of petroleum product.

We used OSE II twice during aircraft crash responses. The most significant was the crash of a jet fighter aircraft. The aircraft was totally destroyed on impact and the ensuing fire. Much of the burning fuel ran into a nearby water holding tank. After securing the crash scene we sprayed all affected areas around and in the tank. The next day we prepared to remove any petroleum products visible but there were none. After coordinating with the regulators we took nineteen separate water samples from various locations on the pond and had complete BTEX/TPH analysis run. Half of the samples had no detectable findings while the rest showed only negligible traces of petroleum hydrocarbon.

Lawrence M. Brennan, Jr.
Page 2

We used OSE II for general housekeeping around petroleum products storage areas, for product release during underground storage tank removal and numerous response situations. The product never failed to work as advertised. When we had reason to analyze water samples that had been contaminated with petroleum product and after using your Oil Spill Eater II, the results continually showed minimal petroleum hydrocarbon residues and consistently well below regulatory levels of concern. In all response situations we first contained the spill then picked it up with vacuum and absorbent materials. OSE II was used in conjunction with these other procedures. I feel your product is an excellent solution for remediating petroleum product spills when combined with standard cleanup procedures.

I strongly feel that Oil Spill Eater II will effectively and efficiently remediate any petroleum hydrocarbon contamination situation. Time will vary depending on weight of petroleum product, consistency of median and environmental conditions. Most importantly, it is a product friendly to the environment. It transforms harmful contaminants to more environmentally friendly substances in our soil and water.

Very respectfully,

L. M. Brennan, Jr.